



FS
FLIGHT
CONTROL
www.fs-flightcontrol.com

FS-FlightControl

Handbuch

Instructor Operator Station

für Microsoft Flight Simulator, Prepar3D und X-Plane



FS-FlightControl · AB-Tools GmbH

E-mail: info@fs-flightcontrol.com · Internet: www.fs-flightcontrol.com

Marsstraße 78, 80335 München, Germany · Phone: +49 89 38898588 · Fax: +49 89 38898589

Bank Account: Grenke Bank AG · IBAN: DE 49 20130400 0060270139 · BIC: GREBDEH1XXX

Register: Amtsgericht München, HRB 202859 · Finance Office: München für Körperschaften · VAT ID DE273587389


Inhaltsverzeichnis

- VIEW/SLEW** 1
- Camera View** 1
- Back to Cockpit 1
- Horizontal View Change 2
- Rotation 2
- Zoom 3
- Reset and External Views 3
- Slew Mode** 3
- Enable/Disable, Stop and Reset 4
- Horizontal Slew 5
- Move Up/Down and Banking 5
- Pitching 5

VIEW/SLEW

Control the current camera view and zoom as well as use the aircraft slew mode to move your aircraft exactly to the position you need it.

Camera View



The left section in the screen controls the current camera view.

Back to Cockpit



First there is an easy way to go back to your cockpit: You can either go back to the virtual cockpit (3D) or the 2D cockpit.

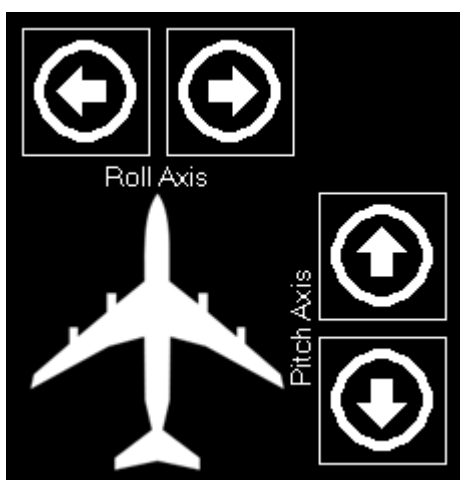
Horizontal View Change



With the left two buttons you can move the view forward or backward.

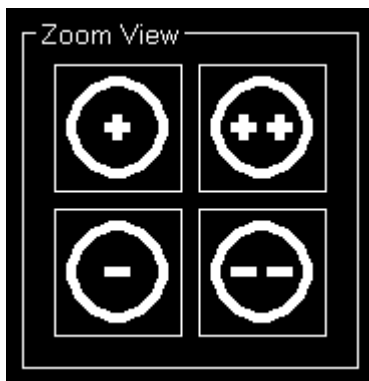
The other buttons can be used to move the view to all directions.

Rotation



Use these buttons rotate the view left and right or up and down.

Zoom



Here you can zoom the view in and out by using two different speed levels.

Reset and External Views



Additionally you can reset the current view to its defaults or iterate through all external views defined by the currently loaded aircraft.

Slew Mode



The right section in the screen controls the slew mode.

Enable/Disable, Stop and Reset

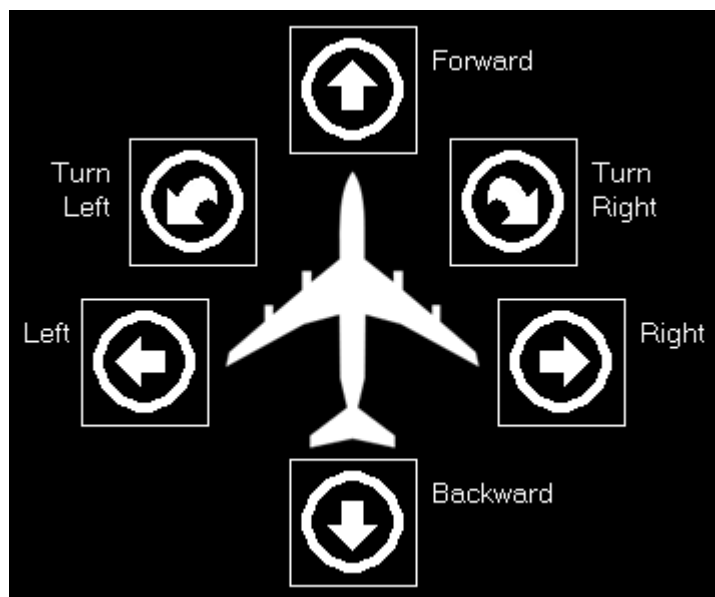


First you need to enable the slew mode with the corresponding button. You can disable it by clicking the same button again.



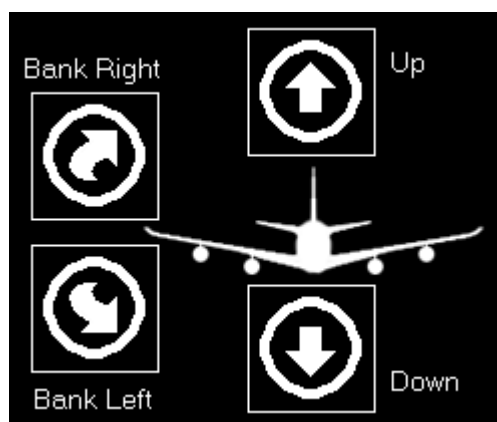
There is also an option to stop slew (without disabling it) and setting heading, pitch and bank to zero with just one click.

Horizontal Slew



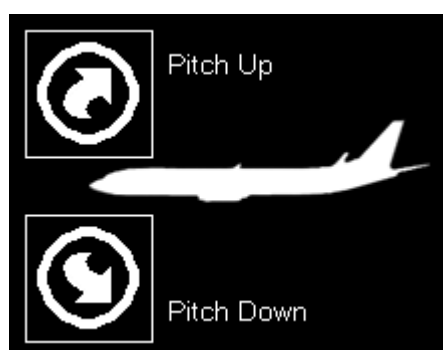
Here you can slew the aircraft forward and backward, left and right as well as turn it left and right.

Move Up/Down and Banking



Next you can move the aircraft up and down as well as bank it left and right.

Pitching



Finally you can pitch the aircraft up and down.

FS-FlightControl Handbuch:

<https://www.fs-flightcontrol.com/de/handbuch/>



PDF erstellt am:

19.06.2026 20:17