



FS
FLIGHT
CONTROL
www.fs-flightcontrol.com

FS-FlightControl

Handbuch

Instructor Operator Station

für Microsoft Flight Simulator, Prepar3D und X-Plane



FS-FlightControl · AB-Tools GmbH

E-mail: info@fs-flightcontrol.com · Internet: www.fs-flightcontrol.com

Marsstraße 78, 80335 München, Germany · Phone: +49 89 38898588 · Fax: +49 89 38898589

Bank Account: Grenke Bank AG · IBAN: DE 49 20130400 0060270139 · BIC: GREBDEH1XXX

Register: Amtsgericht München, HRB 202859 · Finance Office: München für Körperschaften · VAT ID DE273587389

Inhaltsverzeichnis

PUSHBACK	1
Current Aircraft Location	1
Pushback Operation	1
Start Pushback	2
Stop Pushback	3

PUSHBACK

Control aircraft pushback operations in any direction you want, stop it again at any time and always know the exact location of the aircraft on the airport.

Current Aircraft Location

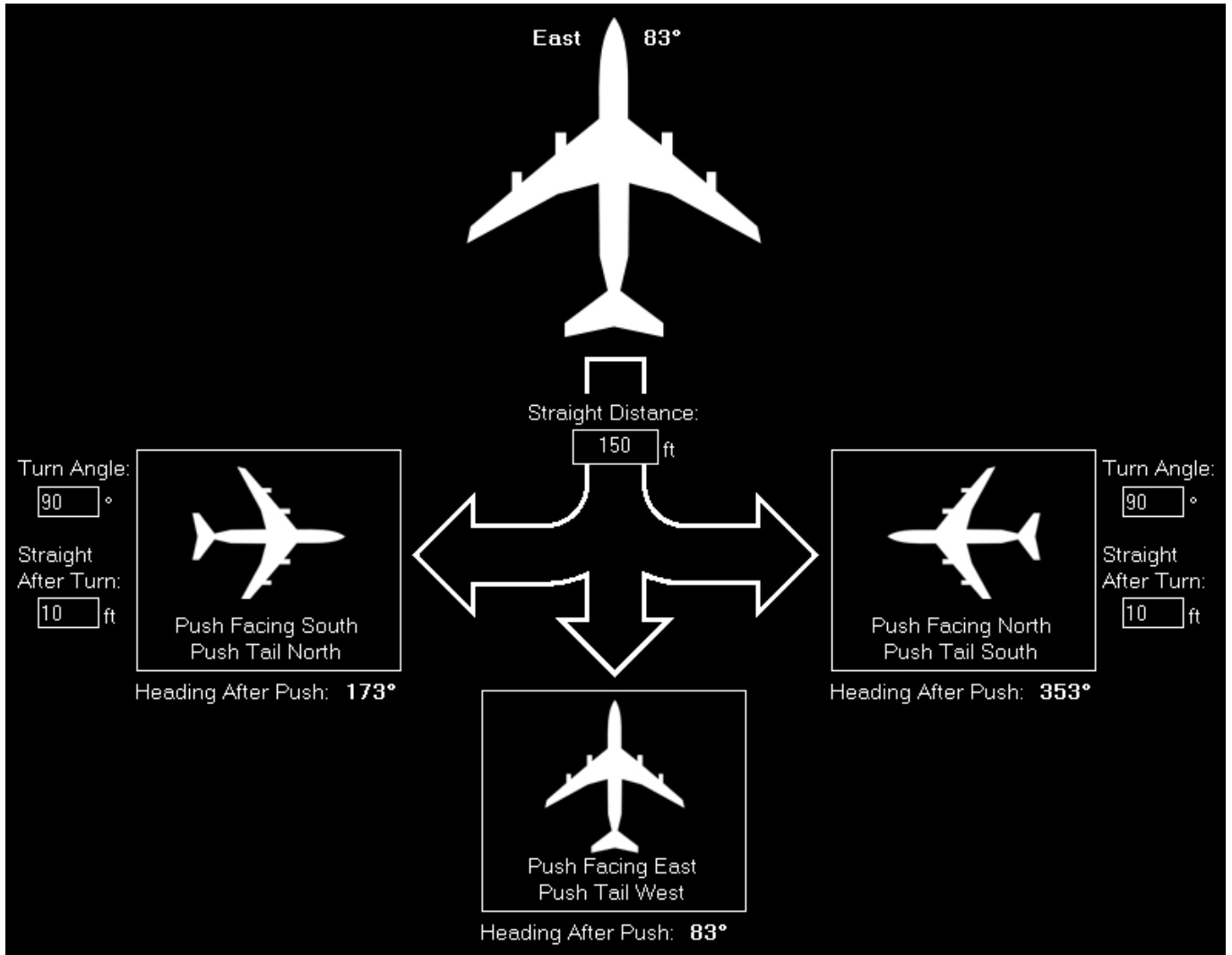
Current Airport:
Munich (EDDM)

On the top left of the screen the current airport name and ICAO code is displayed.

Current Location at Airport:
Parking Gate 104

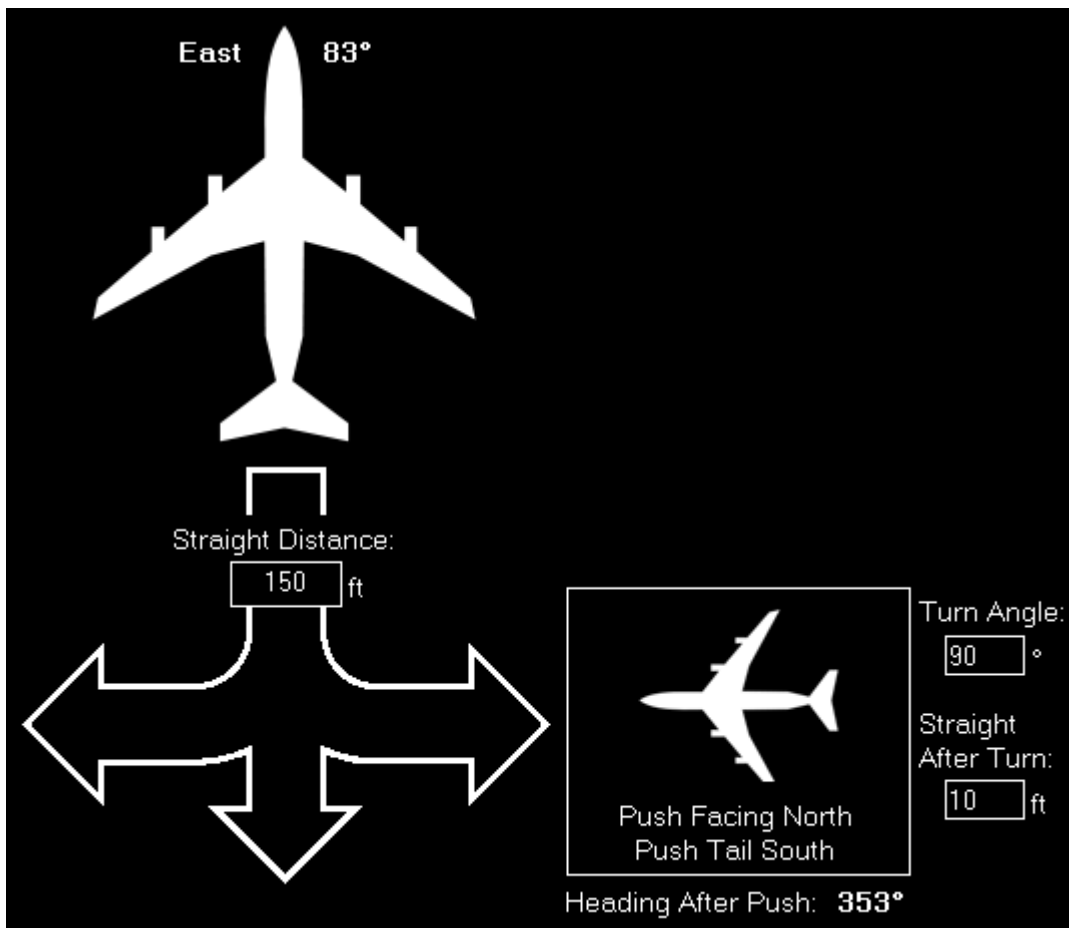
Additionally on the top right of the screen you can find the exact location of the aircraft on this airport: It will display the gate or parking position or event the runway the aircraft is currently standing on.

Pushback Operation



You can push the aircraft into all possible directions.


Start Pushback



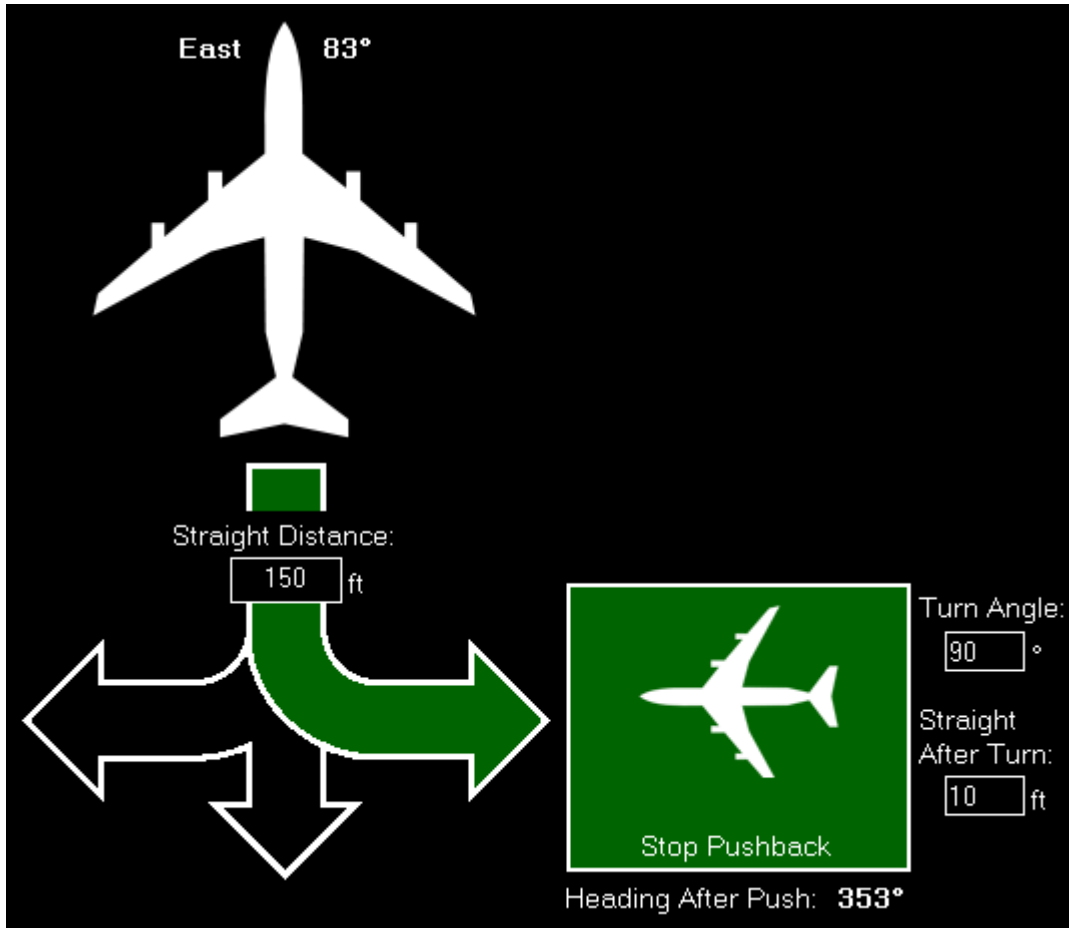
Before starting the pushback operation you can define the distance the aircraft is pushed back.

If you push to the left or right you can even define the turn angle and an additional straight distance after the turn has been completed.

To start a pushback operation just click on one of the three buttons Push Left, Push Straight or Push Right depending on the direction the aircraft should be pushed to. The program calculates for you the expected aircraft heading after the pushback below the buttons.

 Note: The distances and turn angles are saved in the current **aircraft profile**.

Stop Pushback



The pushback operation will stop automatically after the defined push distance and in case of pushback to left or right the turn including the additional straight distance after turn has been reached.

Of course, you can stop a pushback operation manually at any time by clicking on the button Stop Pushback.

FS-FlightControl Handbuch:
<https://www.fs-flightcontrol.com/de/handbuch/>



PDF erstellt am:
29.04.2026 20:20