



FS  
**FLIGHT**  
CONTROL  
[www.fs-flightcontrol.com](http://www.fs-flightcontrol.com)

# FS-FlightControl Manual

**Instructor Operator Station**  
for Microsoft Flight Simulator, Prepar3D and X-Plane

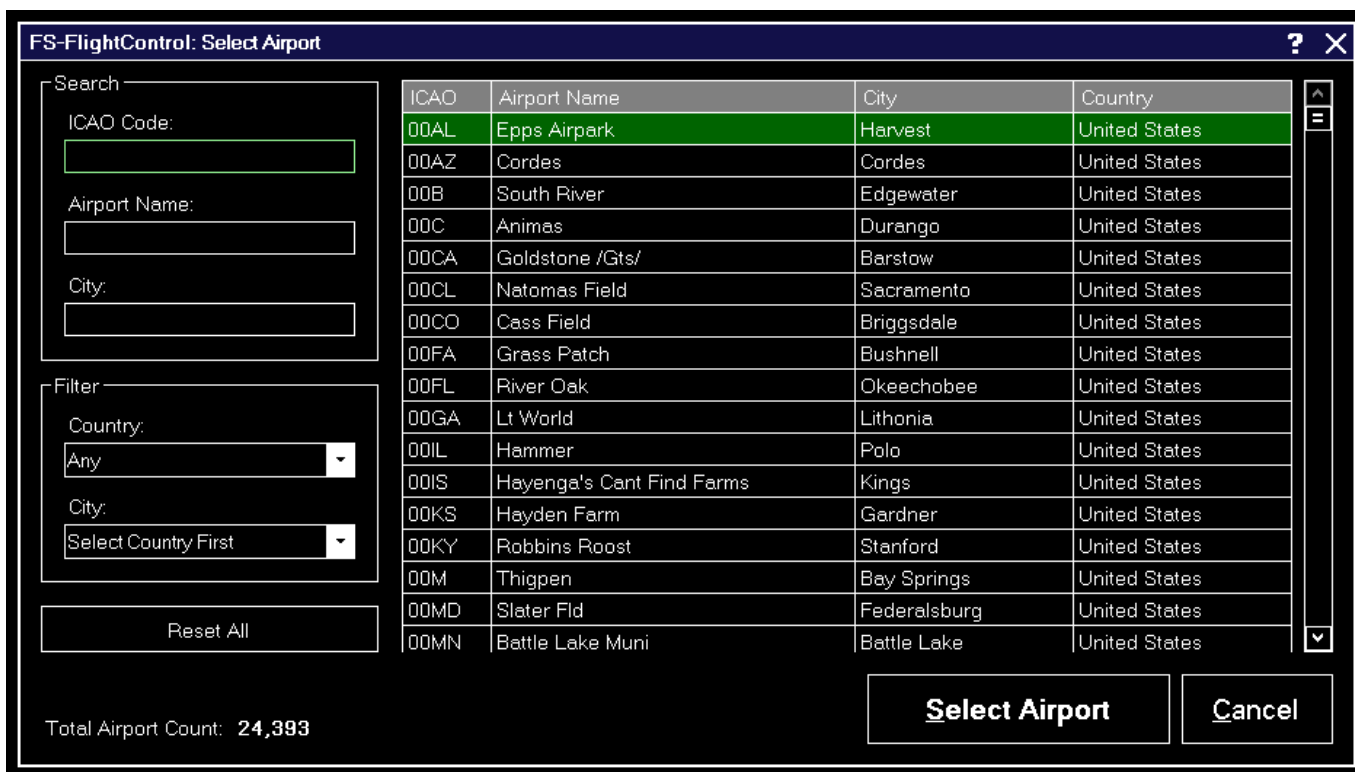


**FS-FlightControl · AB-Tools GmbH**  
E-mail: [info@fs-flightcontrol.com](mailto:info@fs-flightcontrol.com) · Internet: [www.fs-flightcontrol.com](http://www.fs-flightcontrol.com)  
Marsstraße 78, 80335 München, Germany · Phone: +49 89 38898588 · Fax: +49 89 38898589  
Bank Account: Grenke Bank AG · IBAN: DE 49 20130400 0060270139 · BIC: GREBDEH1XXX  
Register: Amtsgericht München, HRB 202859 · Finance Office: München für Körperschaften · VAT ID DE273587389

# Table of Contents

<b>SELECT AIRPORT</b> .....	1
<i><b>Search</b></i> .....	1
<i><b>Filter</b></i> .....	2


# SELECT AIRPORT



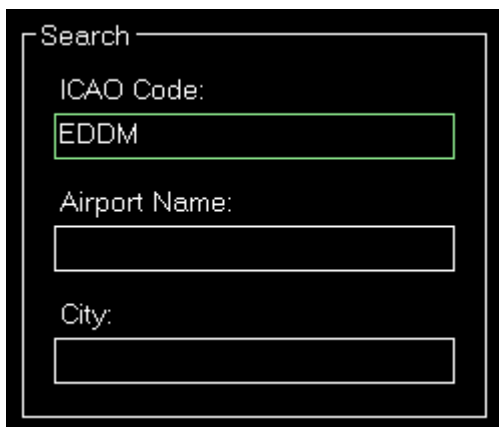
This dialog allows you to select a specific airport.

Use the button Reset All to clear your search and filter input that all airports are listed again.

For your information the total count of all listed airports is displayed at the bottom.

 Note: The total count will only include airports that are actually listed based on selected **filter options**, but also active airport/runway restrictions in the **Settings** module.

## Search



You can search for an airport by entering the ICAO code, airport name or city.

## Filter



The image shows a filter interface with a black background and white text. At the top left, the word "Filter" is written in a small font. Below it, there are two dropdown menus. The first is labeled "Country:" and has "United States" selected. The second is labeled "City:" and has "San Francisco" selected. Both dropdown menus have a small downward-pointing arrow on the right side.

Alternatively you can also filter the list by selecting a country or city.

**FS-FlightControl Manual:**  
<https://www.fs-flightcontrol.com/en/manual/>



**PDF Generated on:**  
2026-06-28 06:40