



FS
FLIGHT
CONTROL
www.fs-flightcontrol.com

FS-FlightControl

Manual

Instructor Operator Station

for Microsoft Flight Simulator, Prepar3D and X-Plane



FS-FlightControl · AB-Tools GmbH

E-mail: info@fs-flightcontrol.com · Internet: www.fs-flightcontrol.com

Marsstraße 78, 80335 München, Germany · Phone: +49 89 38898588 · Fax: +49 89 38898589

Bank Account: Grenke Bank AG · IBAN: DE 49 20130400 0060270139 · BIC: GREBDEH1XXX

Register: Amtsgericht München, HRB 202859 · Finance Office: München für Körperschaften · VAT ID DE273587389

Table of Contents

PUSHBACK

Current Aircraft Location

1

1

PUSHBACK

Control aircraft pushback operations in any direction you want, stop it again at any time and always know the exact location of the aircraft on the airport.

Current Aircraft Location


Current Airport:
Munich (EDDM)

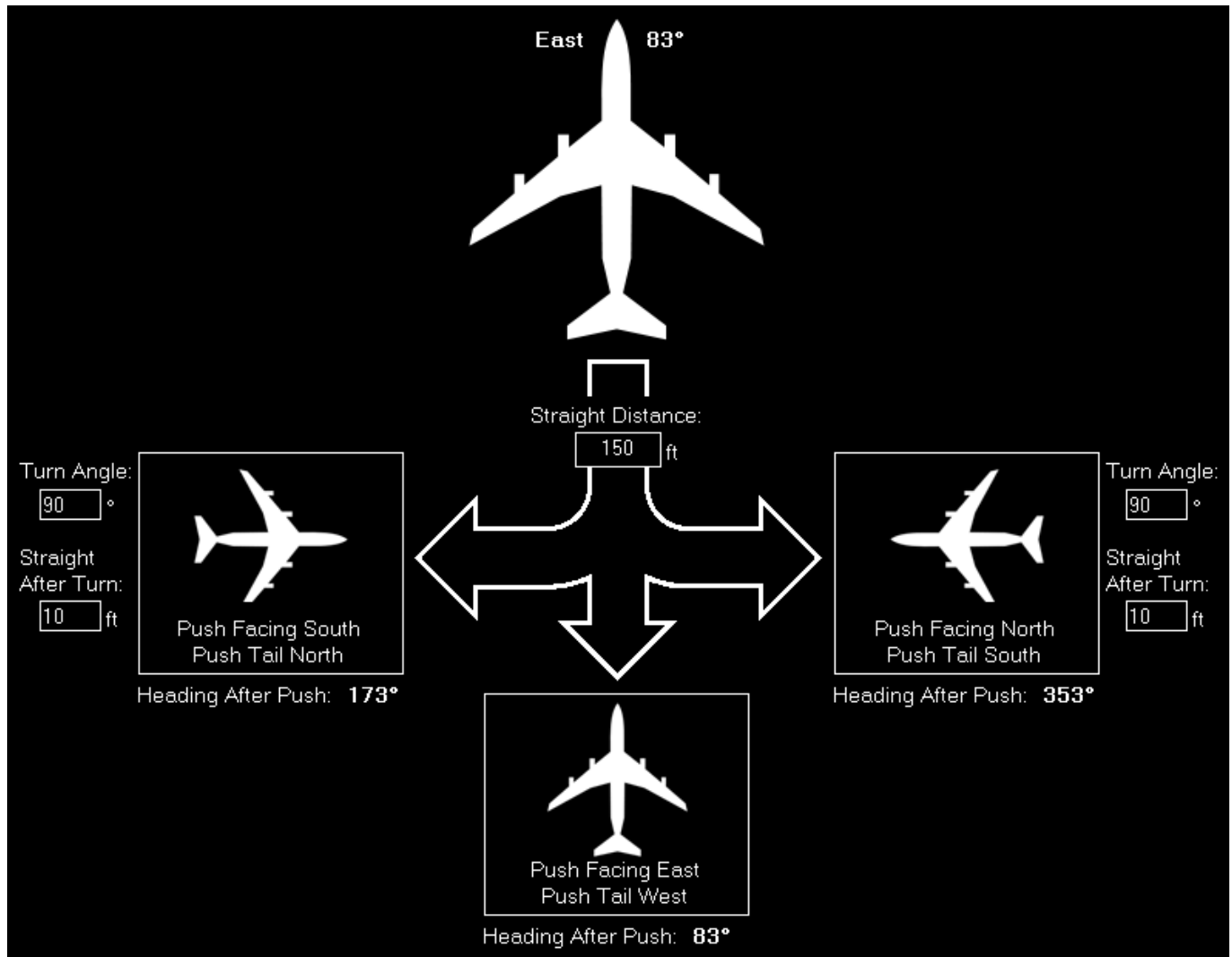
On the top left of the screen the current airport name and ICAO code is displayed.

Current Location at Airport:
Parking Gate 104

Additionally on the top right of the screen you can find the exact location of the aircraft on this airport: It will display the gate or parking position or even the runway the aircraft is currently standing on.

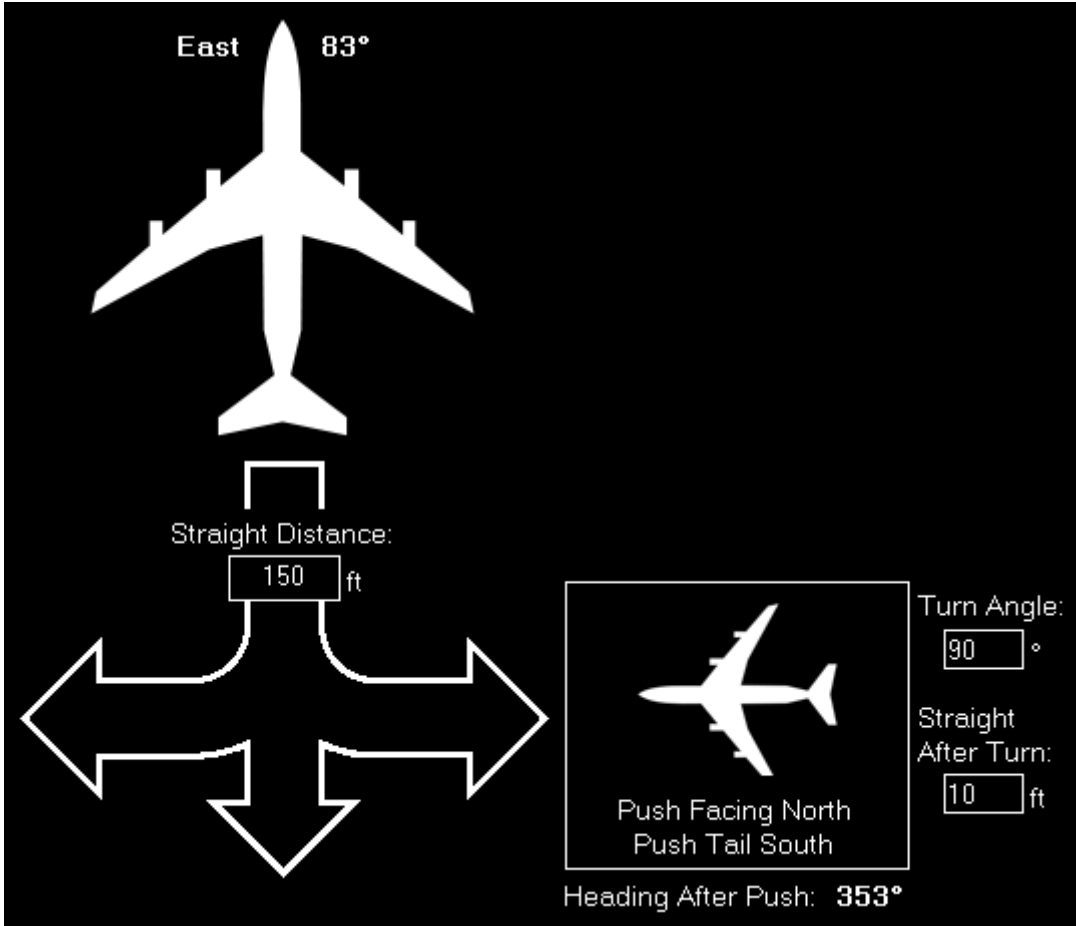
Request Jetway

Below that you can use the button "Request Jetway" to request a jetway.  Note: Requesting a jetway is not supported by X-Plane. ===== Pushback Operation =====



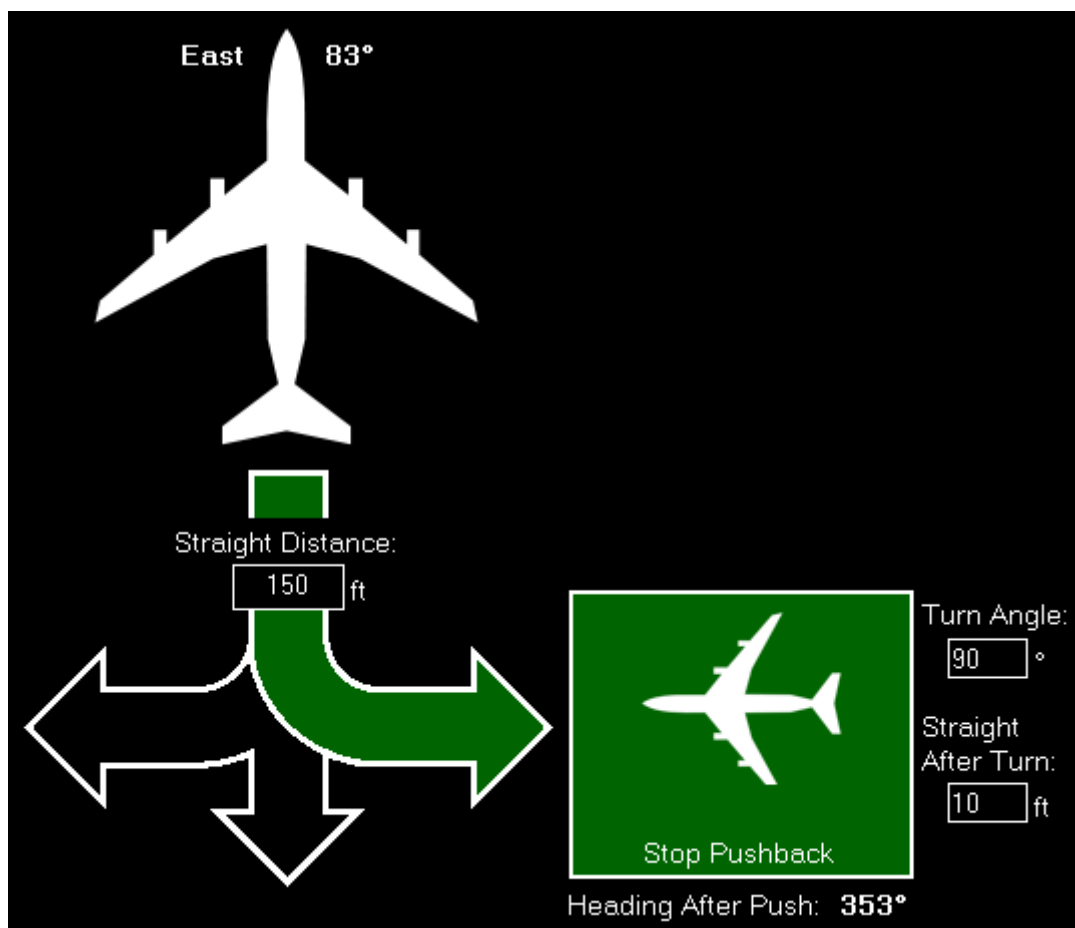
You can push the aircraft into all possible directions. ==== Start Pushback

====



Before

starting the pushback operation you can define the distance the aircraft is pushed back. If you push to the left or right you can even define the turn angel and an additional straight distance after the turn has been completed. To start a pushback operation just click on one of the three buttons depending on the direction the aircraft should be pushed to. The program calculates for you the expected aircraft heading after the pushback below the buttons. 🚧 Note: The distances and turn angels are saved in the current **aircraft profile** or globally if aircraft profiles are disabled. ==== Stop



Pushback ==

The pushback operation will stop automatically after the defined push distance and in case of pushback to left or right the turn including the additional straight distance after turn has been reached. Of course, you can stop a pushback operation manually at any time by clicking on the button "Stop Pushback".

FS-FlightControl Manual:

<https://www.fs-flightcontrol.com/en/manual/>

PDF Generated on:

2025-08-28 15:38

