



FS
FLIGHT
CONTROL
www.fs-flightcontrol.com

FS-FlightControl Manual

Instructor Operator Station

for Microsoft Flight Simulator, Prepar3D and X-Plane



FS-FlightControl · AB-Tools GmbH

E-mail: info@fs-flightcontrol.com · Internet: www.fs-flightcontrol.com

Marsstraße 78, 80335 München, Germany · Phone: +49 89 38898588 · Fax: +49 89 38898589

Bank Account: Grenke Bank AG · IBAN: DE 49 20130400 0060270139 · BIC: GREBDEH1XXX

Register: Amtsgericht München, HRB 202859 · Finance Office: München für Körperschaften · VAT ID DE273587389


Table of Contents

PRODUKT SETUP	1
<i>Welcome Screen</i>	1
<i>Select Destination Location</i>	1
<i>Select Start Menu Folder</i>	2
<i>Select Additional Tasks</i>	3
<i>Ready to Install</i>	3
<i>Installing</i>	4
<i>SimConnect End User License Agreement</i>	4
<i>Finish Screen</i>	4

PRODUKT SETUP

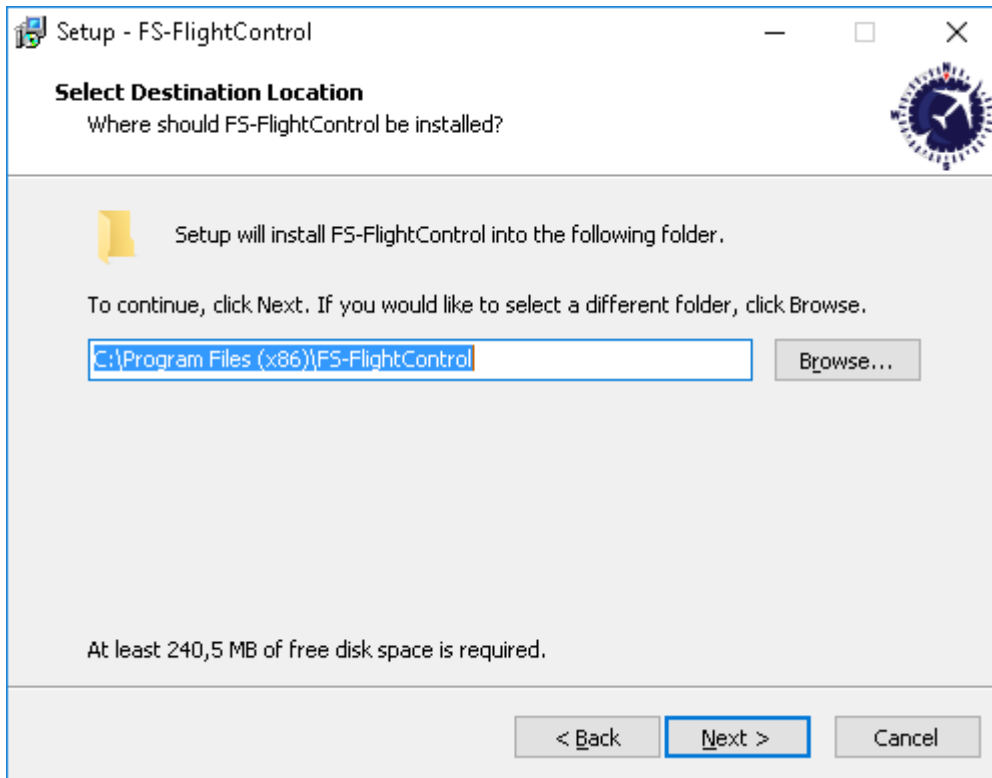
FS-FlightControl includes an easy to use setup system that will guide you through the product installation allowing you to change installation folder and more.

Welcome Screen



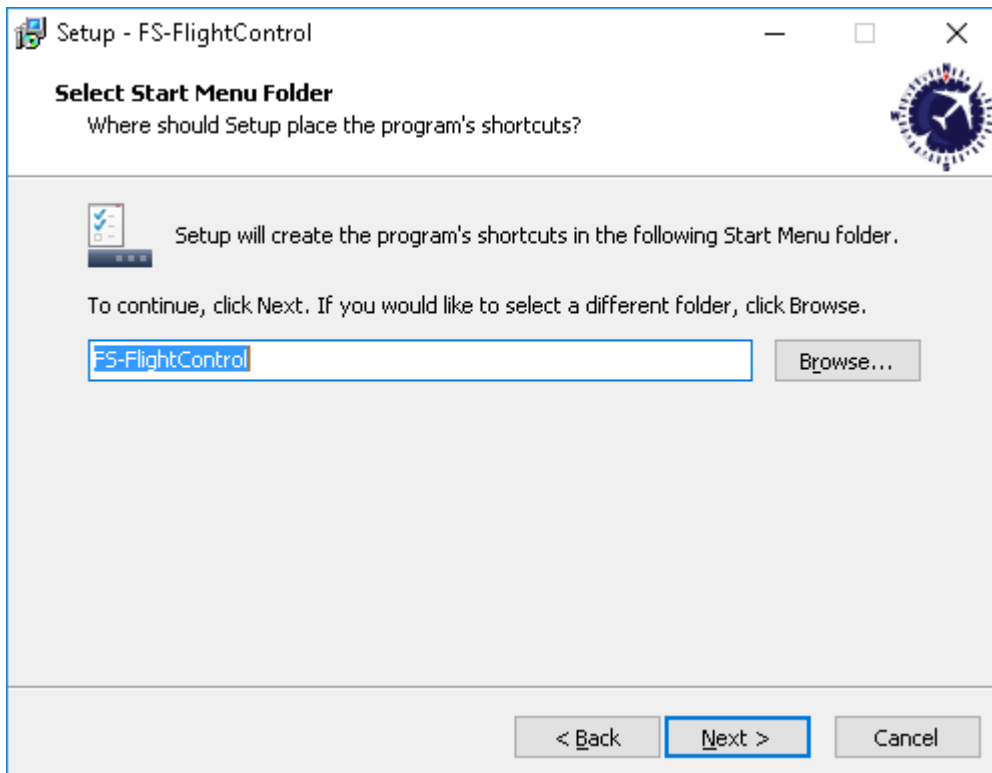
After you have selected the desired setup language this welcome screen is displayed.

Select Destination Location



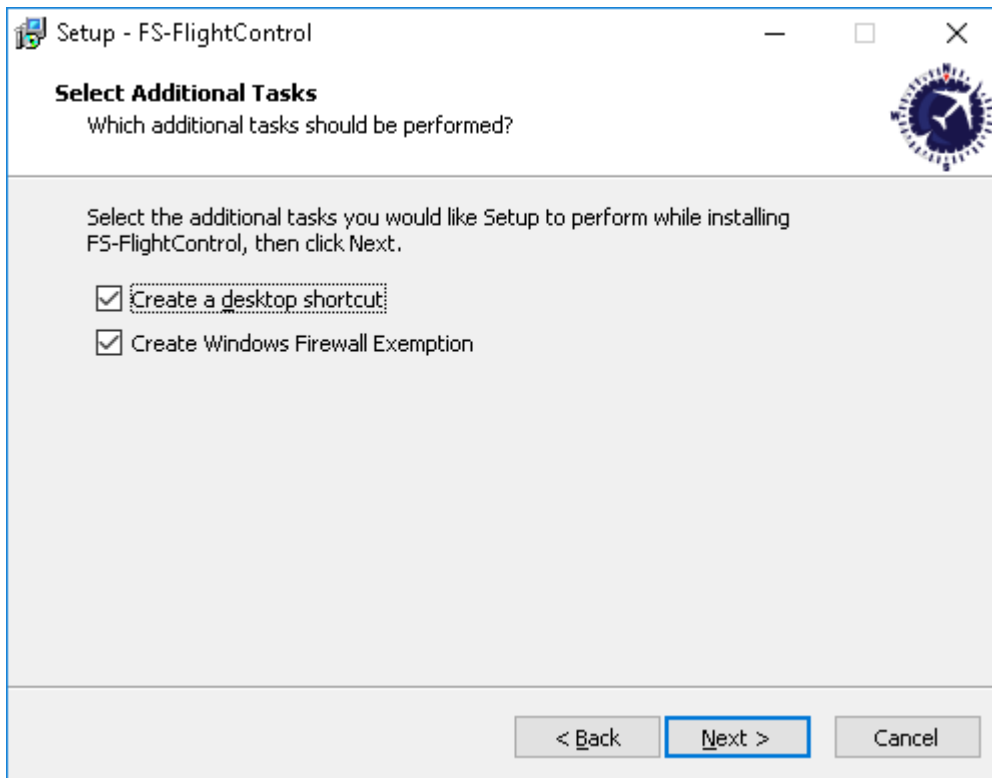
In this screen you can change the destination location of the installation.

Select Start Menu Folder



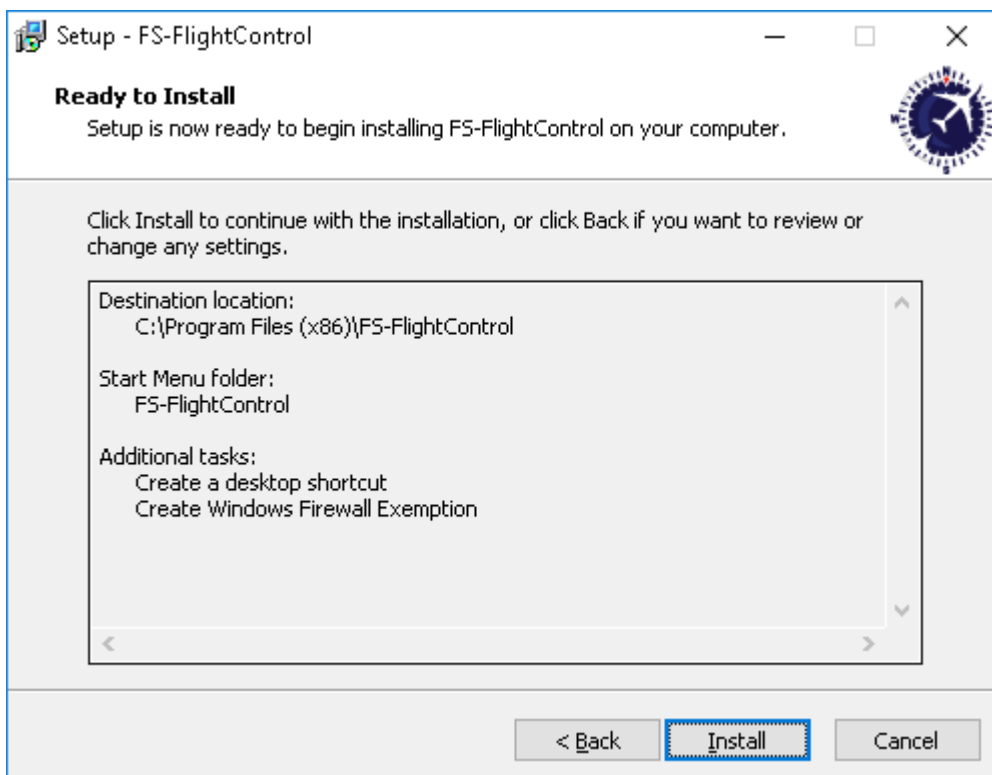
Here you can select where the product shortcut should be placed in the start menu.

Select Additional Tasks



In this step you can choose if a Desktop icon should be created for FS-FlightControl.

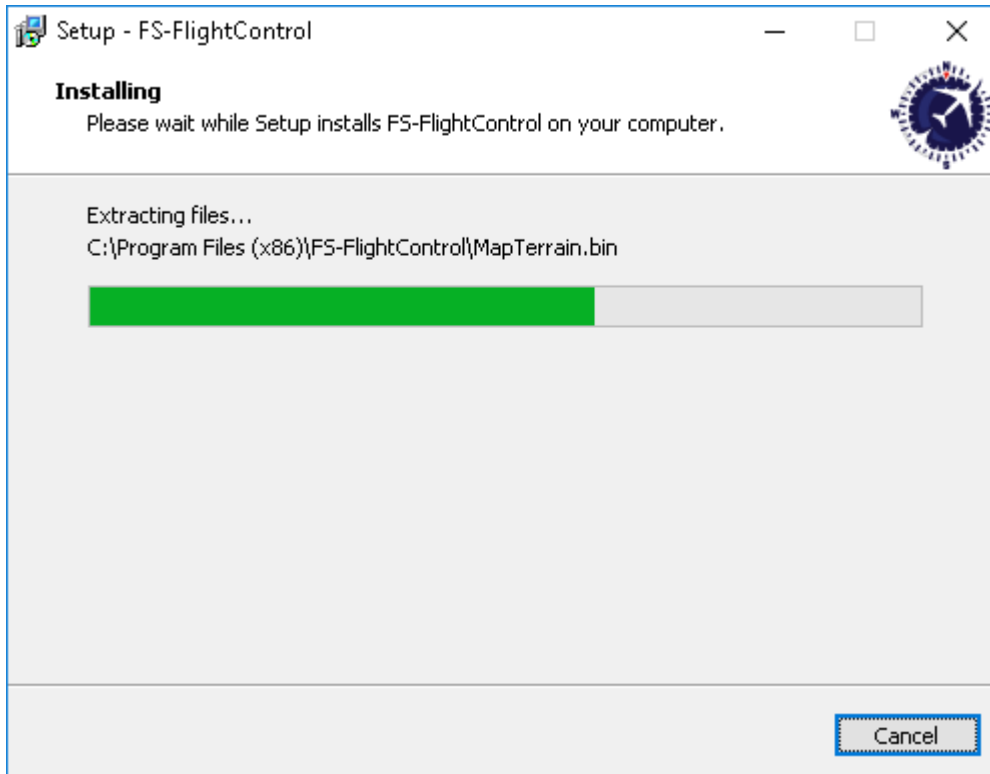
Ready to Install



Now everything is ready to install.

Please click on the button **Install** to start the product installation.

Installing



While the product files are copied this progress screen is displayed.

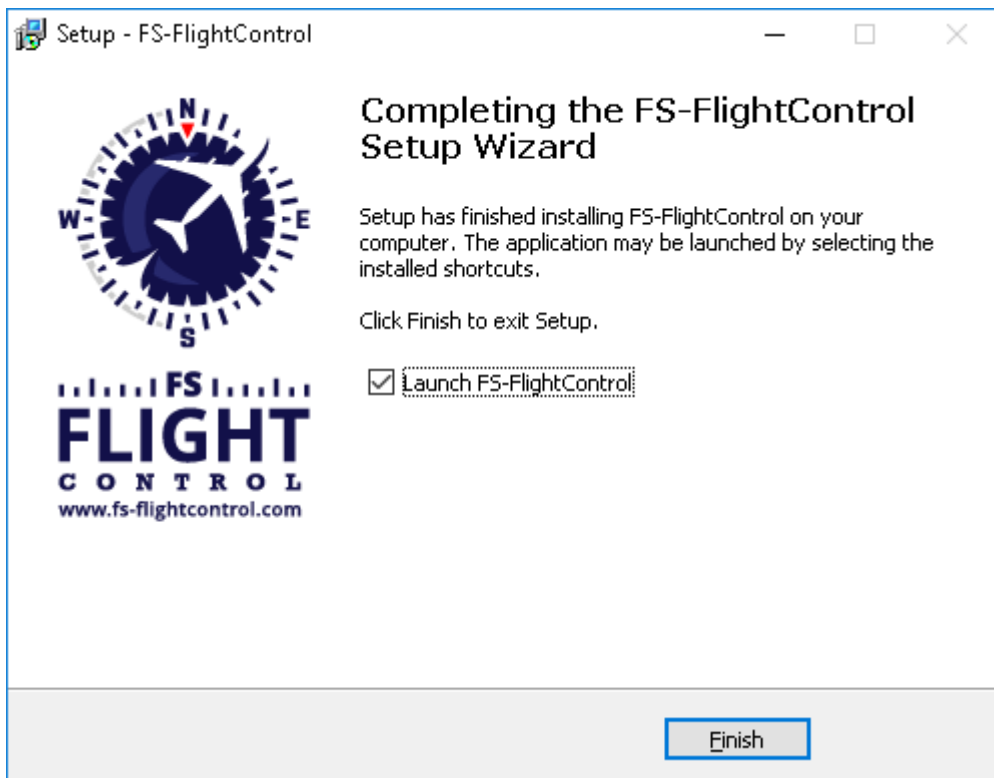
SimConnect End User License Agreement



If you do not have any SimConnect client libraries installed yet the setup will automatically install compatible SimConnect libraries.

In this case you get this SimConnect end user license agreement (EULA) displayed. Please Accept it to continue with the installation.

Finish Screen



Now the product installation has been finished!

If you keep the check box Launch FS-FlightControl selected the product will be started directly after you clicked on the button Finish.

FS-FlightControl Manual:
<https://www.fs-flightcontrol.com/en/manual/>

PDF Generated on:
2026-06-10 16:04

