



FS  
**FLIGHT**  
CONTROL  
[www.fs-flightcontrol.com](http://www.fs-flightcontrol.com)

# FS-FlightControl Manual

**Instructor Operator Station**  
for Microsoft Flight Simulator, Prepar3D and X-Plane



**FS-FlightControl · AB-Tools GmbH**  
E-mail: [info@fs-flightcontrol.com](mailto:info@fs-flightcontrol.com) · Internet: [www.fs-flightcontrol.com](http://www.fs-flightcontrol.com)  
Marsstraße 78, 80335 München, Germany · Phone: +49 89 38898588 · Fax: +49 89 38898589  
Bank Account: Grenke Bank AG · IBAN: DE 49 20130400 0060270139 · BIC: GREBDEH1XXX  
Register: Amtsgericht München, HRB 202859 · Finance Office: München für Körperschaften · VAT ID DE273587389

# Table of Contents


<b>COMMAND LINE PARAMETERS</b> .....	1
<i>Custom Data Directory</i> .....	1

# COMMAND LINE PARAMETERS

You can use these command line parameters to enable or also to disable certain functions of FS-FlightControl.

Currently there is only one command line parameter available:


- `/dataDirectory={path}`<sup>1)</sup>: Allows specifying a custom data directory. Please carefully read the additional information about this parameter **below** first.
- `/doNotSaveSettings`<sup>2)</sup>: If used settings can be changed by the user, but changes will be discarded on program close.
- `/suppressFontScalingWarning`: If font scaling is enabled on Windows 7 or older an incompatibility warning is displayed on every program start. To suppress this warning at own risk you can use this command line parameter.

 Note: All command line parameters are case insensitive.

## Custom Data Directory

The command line parameter `/dataDirectory={path}` allows specifying a custom data directory defined with the placeholder `{path}` (surrounding quotes may be used if path contains spaces).

If such a custom data directory is defined FS-FlightControl allows to start multiple application instances on the same computer. This is only very rarely needed, but can make sense if in parallel a connection to multiple simulators is needed from one instructor seat.


 Note: It is very important to remember that every instance of FS-FlightControl requires a separate license!

For that reason the custom data directory defined is part of the hardware key during license activation.

As a result you cannot just set or change such a custom data directory, but before every change or setting it the first time (or removing the parameter again) you are required to first deactivate your license in the **Info** module. Not doing so will invalidate your license with the need to contact us for a manually license reset.

So before enabling, disabling or changing the custom data directory please follow these steps:

1. Start FS-FlightControl without `/dataDirectory` parameter and deactivate your license in the **Info** module.
2. Add the command line parameter `/dataDirectory` with the desired `{path}` to the application shortcut.
3. Start FS-FlightControl now using that shortcut and make sure to use a commercial license during the license activation.

 Note: Please ensure that every parallel instance of FS-FlightControl is started with a different custom data directory to avoid data corruption.

<sup>1)</sup>, <sup>2)</sup> This command line parameter only works with the commercial license of FS-FlightControl.

**FS-FlightControl Manual:**

<https://www.fs-flightcontrol.com/en/manual/>

**PDF Generated on:**

2026-06-05 06:20