


Table of Contents

- Aircraft** 1
- Aircraft Status** 1
- Airspeed 1
- Altitude 1
- Attitude 1
- Drags and Brakes 2
- Electrical System 2
- Pressurization System 2
- Engines** 3
- Engine Status 3
- Engine Control 4
- Engine Switches 5
- Radio, Navigation and Autopilot** 6
- Radio and Navigation 6
- Autopilot Control 6
- Lights and Switches** 7
- Lights 7
- Switches 7
- TCAS Alert** 8

Aircraft

Get an overview of all important aircraft data and control parts like engines, gear, flaps and spoilers, even auto pilot and radio control panel directly.

 Note: Please keep in mind that all functionality in this module is highly aircraft dependent. These functions should work fine with all default aircrafts of Prepar3D and FSX, but we cannot guarantee that they will all work with other third party aircrafts. [Read more about this.](#)

Aircraft Status

This aircraft status page will get you an overview about all relevant aircraft parameters.

Airspeed



Here you can see the indicated and true airspeed of the aircraft.

Additionally the mach speed is displayed as well.

Altitude

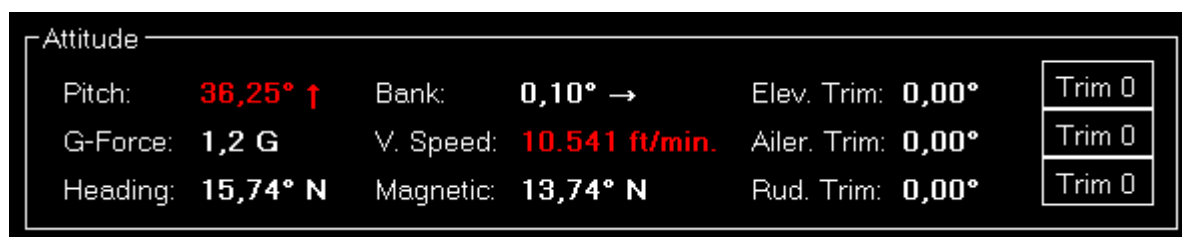


Altitude	Indicated: 4.024 ft	Barometric Pressure: 874 hPa
	MSL: 4.031 ft	Local QNH: 1013 hPa
	AGL: 2.515 ft	<input type="text" value="1013"/> hPa <input type="button" value="Set to Default"/>

In the altitude section the current aircraft altitude above mean sea level (MSL) as well as the altitude above ground level (AGL) is displayed.

Additionally you can see the barometric pressure and the local QNH.

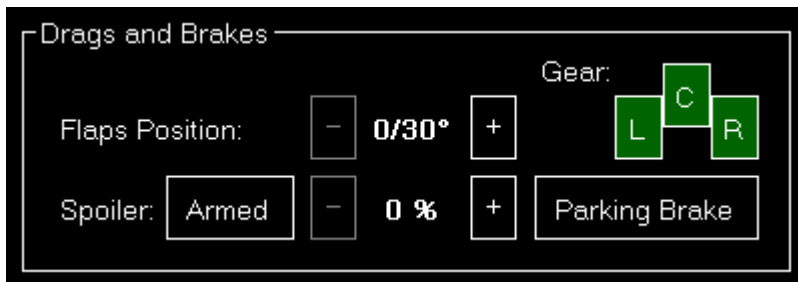
Attitude



Attitude	Pitch: 36,25° ↑	Bank: 0,10° →	Elev. Trim: 0,00°	<input type="text" value="Trim 0"/>
	G-Force: 1,2 G	V. Speed: 10,541 ft/min.	Ailer. Trim: 0,00°	<input type="text" value="Trim 0"/>
	Heading: 15,74° N	Magnetic: 13,74° N	Rud. Trim: 0,00°	<input type="text" value="Trim 0"/>

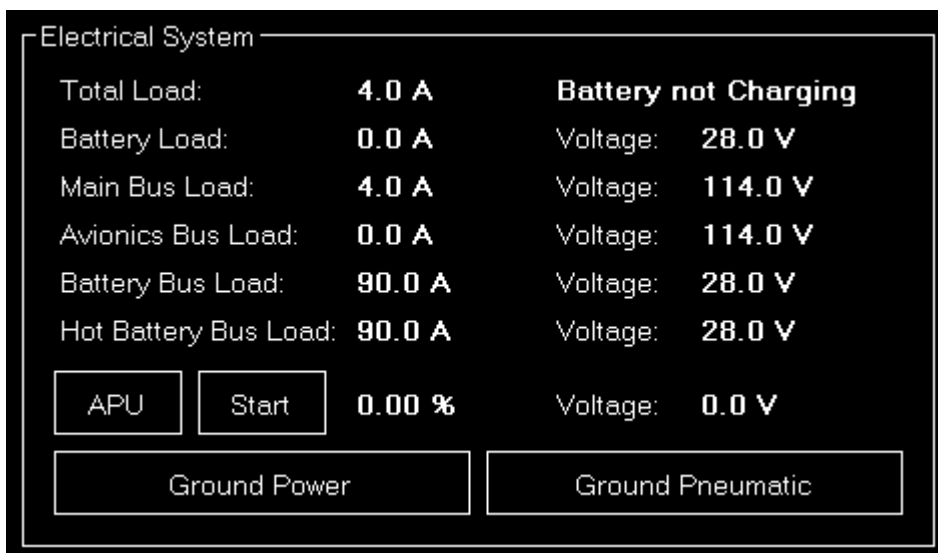
Here the current aircraft pitch and bank angle, the G-force, vertical speed, heading and elevator trim is displayed. You can also trim the elevator back to zero with just one click on the button.

Drags and Brakes



Use this section to see and change the current flaps, gear, spoiler and parking brake status.

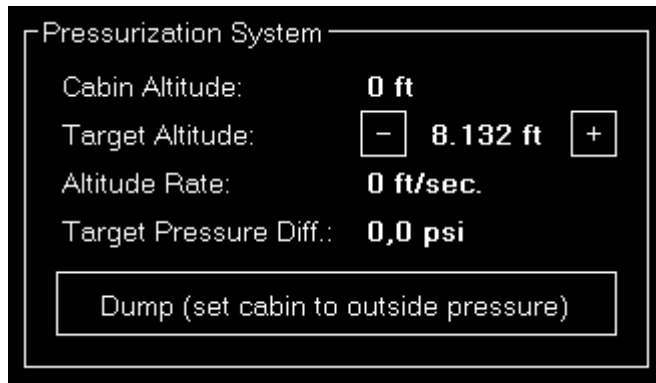
Electrical System



Here you get an overview of the whole electrical system of the aircraft.

You see the current load and voltage of all electrical bus system, see if the battery is currently charging or not and can trigger the APU if needed.

Pressurization System



If the aircraft has a pressurization system available you can see its status here.

You can also adjust the target cabin altitude and enable the dump switch.

Engines

In the engines area all engine specific information and functions are available.

Engine Status

Engine Status - Type: Piston				
	Engine 1	Engine 2	Engine 3	Engine 4
Manifold Pressure:	22.6 psi	22.6 psi	22.6 psi	22.6 psi
Brake Power:	944,416 ft. lb.	944,416 ft. lb.	944,416 ft. lb.	944,416 ft. lb.
Propeller Trust:	3,437.2 lb.	3,437.2 lb.	3,437.2 lb.	3,437.2 lb.
Propeller RPM:	2,867	2,867	2,867	2,867
Exhaust Gas Temp. (EGT):	596.2°C	596.2°C	596.2°C	596.2°C
Turbine Inlet Temp. (TIT):	555.3°C	555.3°C	555.3°C	555.3°C
Carburettor Temperature:	3.5°C	3.5°C	3.5°C	3.5°C
Engine Mixture Ratio:	0.09	0.09	0.09	0.09
Engine Cylinder Temp.:	187.5°C	187.5°C	187.5°C	187.5°C
Engine Torque:	4,047 ft. lb.	4,047 ft. lb.	4,047 ft. lb.	4,047 ft. lb.
Hydraulic Pressure:	972.4 psi	951.5 psi	962.5 psi	966.7 psi
Hydraulic Quantity:	99.28 %	97.15 %	98.28 %	98.70 %
Generator Bus Load:	15.0 A	15.0 A	15.0 A	15.0 A
Generator Bus Voltage:	28.0 V	28.0 V	28.0 V	28.0 V
Oil Temperature:	95.1°C	95.1°C	95.1°C	95.1°C
Oil Pressure:	60.0 psi	60.0 psi	60.0 psi	60.0 psi
Oil Quantity:	100.00 %	100.00 %	100.00 %	100.00 %
Fuel Available:	Yes	Yes	Yes	Yes
Fuel Flow:	1,153.8 lb./h	1,153.8 lb./h	1,153.8 lb./h	1,153.8 lb./h
Fuel Pressure:	20.0 psi	20.0 psi	20.0 psi	20.0 psi

This section will show you very detailed information about the current status of all aircraft engines.

We will not explain the individual engine parameters in details here and they also will differ depending on the specific engine type (in the screenshot above it is a piston engine type for example).

Engine Control

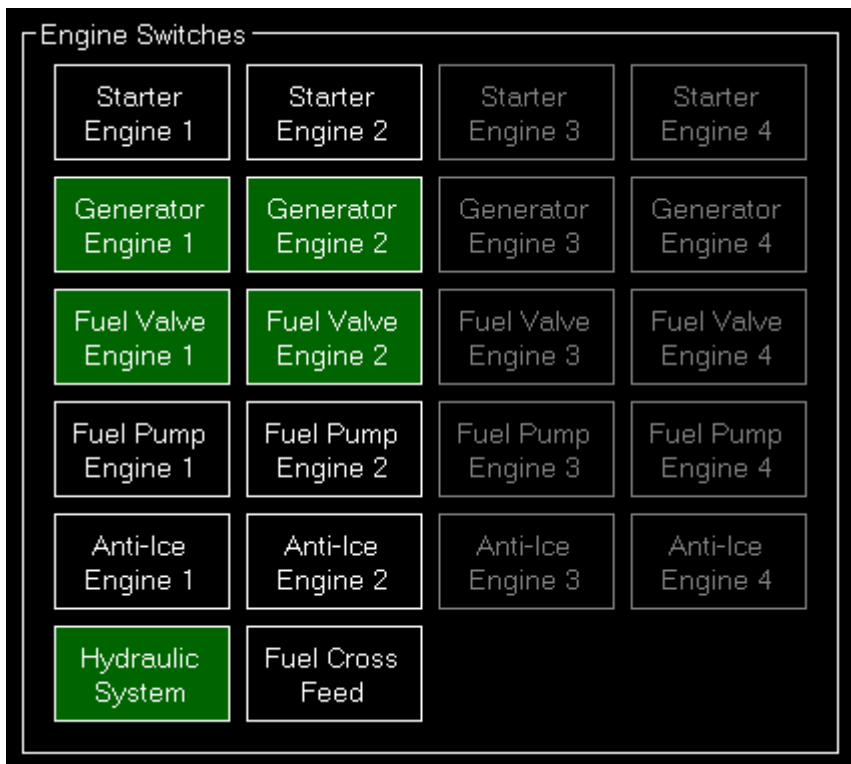


Not only that you can check the current status of the engines, you can also control them in this section.

You can control either all aircraft engine levers at once or separately.

There are quick access buttons for 0 %, 25 %, 75 % and 100 %, but you can also enter any specific percentage you want. Also reverse thrust can be enabled for a specific or all engines by clicking on the button Reverse Thrust if the engine supports that.

Engine Switches

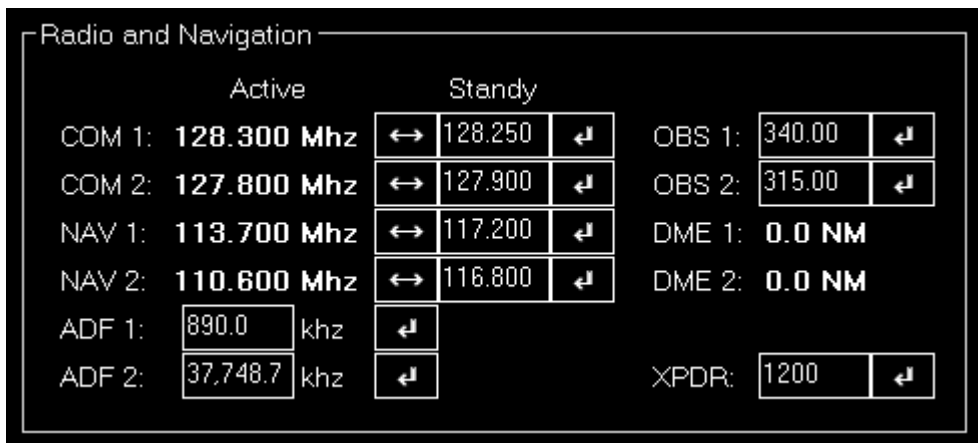


You can find in this section all relevant engine switches.

Radio, Navigation and Autopilot

This section let you control the aircraft radio and autopilot panels.

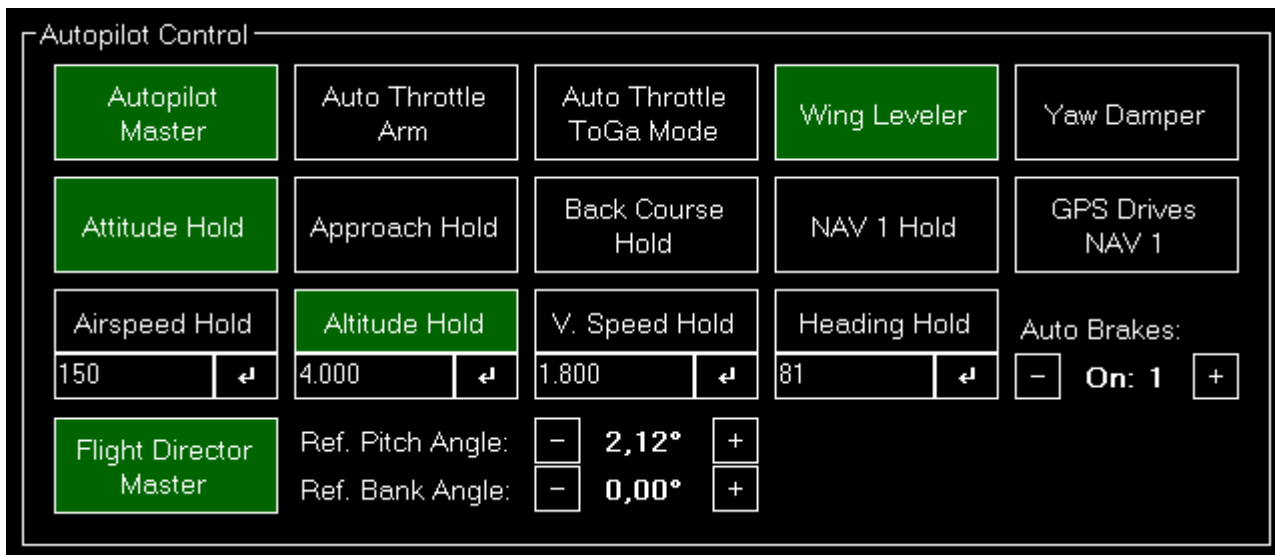
Radio and Navigation



Here the complete radio and navigation panel can be controlled.

You can set all frequencies including OBS (CRS) and XPDR (Transponder).

Autopilot Control



Use this area to control the autopilot of the aircraft.

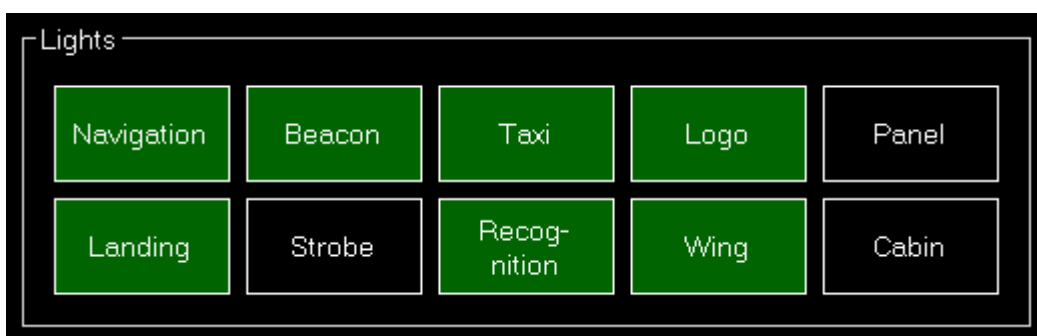
You can toggle the different autopilot modes and also control airspeed, altitude, vertical speed as well as heading that the autopilot should hold.

 **Note:** Please keep in mind that only autopilot functions that are implemented in your current aircraft autopilot will work. FS-FlightControl just “sends” the command to the aircraft autopilot - the same as you would press the corresponding button in the cockpit.

Lights and Switches

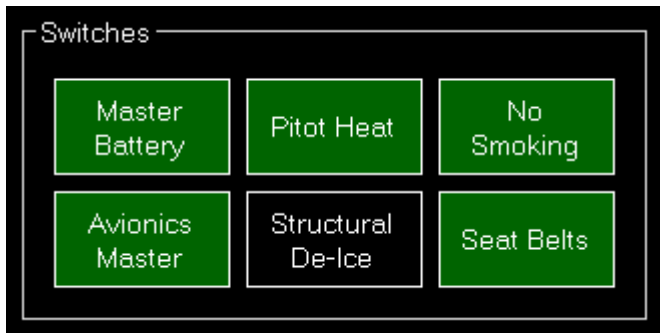
This section give you control over all aircraft lights and other switches.

Lights



Use these buttons to control the aircraft lights.

Switches



And use these buttons to control even more aircraft switches.

TCAS Alert



Here you can generate an aircraft that will trigger a TCAS alert.

We want to highlight that the aircraft really is visible in the flight simulator.

So be careful: After generation there is an aircraft flying towards you!

FS-FlightControl Steam Products Manual:
<https://www.fs-flightcontrol.com/en/steam/manual/>

PDF Generated on:
2026/04/03 00:53

